

















Name	Icon	Definition
Hotspot		Hotspots allows you to access options and variations for a particular location in a scene.
Teleporter		Teleporters take you to different scenes.
Reticle		Your Reticle is at the center of your view. It indicates what you are looking at. Hold this central region over buttons to select them.
Hotspot off-screen		There is a hotspot off-screen, that you can find if you shift your gaze to the right.
Teleporter off-screen		There is a teleporter off-screen, that you can find if you shift your gaze to the right.
Creator reticle		If there are voice+gaze recordings for the selected hotspot, this cue will show you where the Project Owner is looking during playback.
Close		Select the Close button to close the currently open hotspot and return to viewing the overall scene.
Play		When present, this will play back voice notes and gaze from the Project Owner.
Record		You can record your own feedback by selecting the Record button.
Stop		End playback or recording by selecting the Stop button.
Rewind		Quickly revisit the last few seconds of your recording by selecting the rewind button.
Vote		When you are ready to vote, move the center of your view to hover over the voting column and select one of the variations.
Variations summary		Selecting the Variations tab for a hotspot will display a summary of feedback.
Stakeholders list		Selecting the Stakeholders tab for a hotspot will display a list of feedback from each individual.
Share		You can email a spreadsheet of feedback data to yourself for use in other analysis tools.
Re-record		This lets you record over an existing hotspot voice+gaze recording.